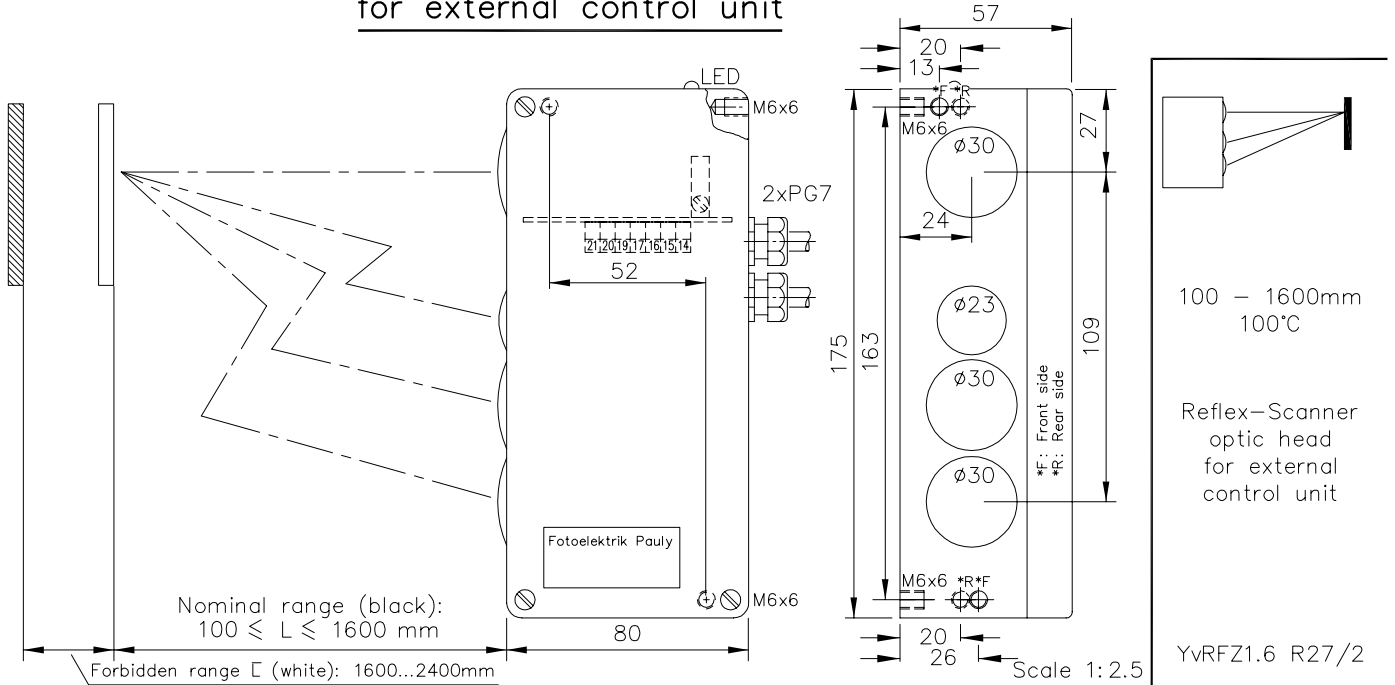


Reflex-Scanner optic head Type YvRFZ1.6 R27/2

for external control unit

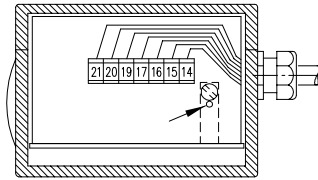


Application:

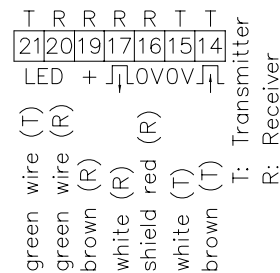
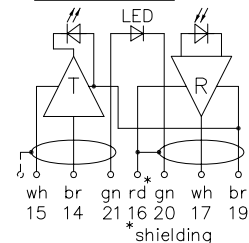
Paper break monitoring inside a paper machine

Note:

The scanner must be mounted so that the paper break of the next part lying in the light path is at least 2400 mm away from the optical elements.



Connections:



Technical Characteristics of the minimum version:

Housing	Al-cast
Weight	approx. 800g
Protection mode	IP65
Connection	up to 2x40m 3-wire shielded cable, heat resistant if necessary terminal block / 2xPG7
Supply	by control unit
Transmitter light	LED 880nm, invisible
Steady light resistance	>80kLx
Switch indicator	LED red
Ambient temperatur	-25...+100°C

Caution:

The connecting leads must be insulated in such a way that the external insulation does not jut out over the inside of the housing wall. The cores must be guided in an arc above the terminal block. On no account may they cover the bore hole (arrow), not even partially. Covering the bore hole causes an undesirable increase of range. The shield of transmitter-cable has to be connected in the control unit but may not be connected in the optic head! Please read the appended connection instructions for Reflex optic heads.

Accessories:

Control unit, required for operation. Types: e.g. PP2..10-2 or PV21112/2
shielded teflon control cable, heat resistant
Heavy adjustment flange R27SH
Elbow tube adjustment AD27SS2
Cooling water flange KW27 (not for dry groups)
Diaphragms, Special filters

Features:

Level indicator DIANA, ii; then control unit with DIANA-Distribution i-i required
Heat-protected optical system, pl
If using cooling water flange, then milled wall, y
Other scanning ranges (at L<1m: YvRFZ..R26!)

100 - 1600mm
100°C

Reflex-Scanner
optic head
for external
control unit

YvRFZ1.6 R27/2

Order no.:

3335