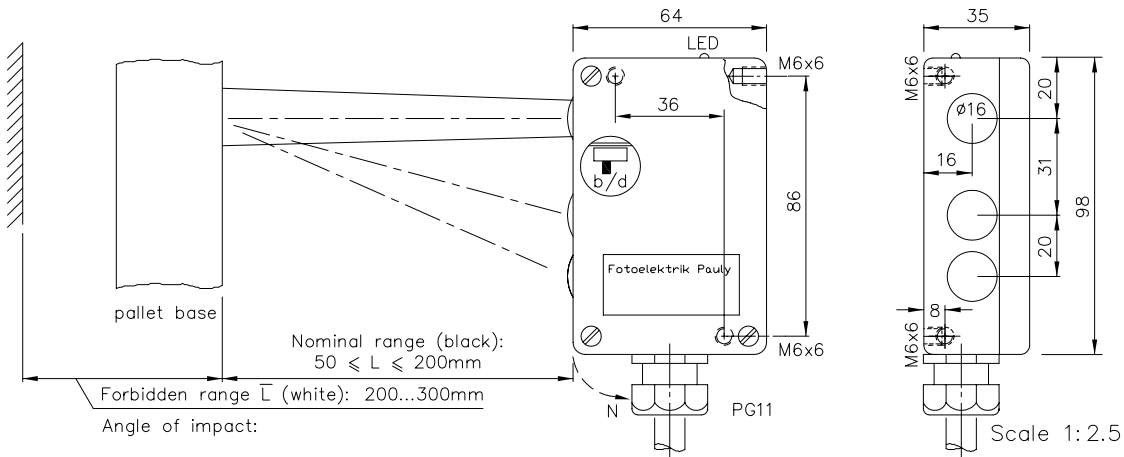
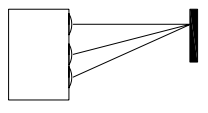


Reflex-Scanner Type JP105RFZ.2 for Shelf Allocation control with passive Background Response Suppression

50...200mm

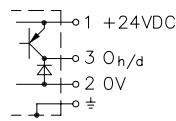
Shelf Allocation Control with Background Response Suppression

JP105RFZ.2

Order no.: 1410

Note:

1. Diffuse reflecting surfaces are reliably detected even when the scanning beam's angle of incidence deviates sharply from 90°.
2. Reflecting surfaces can considerably impair the scanning quality.
3. However, reflective surfaces can still be recognised beyond the forbidden distance \bar{L} ; slightly tilting the scanner helps.
4. Tilting should be done in the direction of the "N" arrow.
5. In the case of cylindrical scanning objects the scanning beams should be directed onto the surface line as far as possible
6. Minimal requisite surface: white: > 2mm²
black: > 15mm²



Connecting diagram of standard version:
24VDC, e2, 3+1 wire no.-Cable

Technical Characteristics:

Housing	Al-cast
Weight	approx. 450g
Protection mode	IP65
Connection	3+1 pole no.-cable K4
Supply	24VDC/40mA without load
Output	pnp 60mA s.c.-prot., e2
Signal mode	bright-/darkswitching, selectable
Transmitter light	GaAs 880nm, invisible
Steady light resistance	>80kLx
Interference suppression	forced synchronization
Access time	<12ms/switch transition
Switching rate	electron.: 40/s; relay: 10/s
Switch indicator	LED
Ambient temperatur	-25...+60°C

Special design:

Connection	4 pin Plug stLU4 3+1 pin Plug stH4 4+1 pin Plug stA5 6+1 pin Plug stA7 2x3 pole no.-cable 2K3
Output	Relay 240VAC/5A, 120W/1200VA, 1xCh, R nnp 60mA s.c.-prot., e3 Optocoupler 60V/50mA, e1 also: 2xe2 or 2xe3 or antivalent e4 or e5
Access time	"q": <2ms/switch transition
Switching rate	"q": 300/s, Relay: 10/s
Keying range	from 50mm; up to 300/400/500/600/(700)mm
Level indicator	DIANA, i
Heat-protected optical system, p1	

Accessories:

Adjustment flange JF11H

24.11.05 tb

1410 DE
E_1410_1
(04.06.03 gs)
(18.02.05 m)